



# 2026 DRAFT BUDGET



The Episcopal Diocese  
of Pennsylvania

*All the believers were one in heart and mind. No one claimed that any of their possessions was their own, but they shared everything they had.*

*With great power the apostles continued to testify to the resurrection of the Lord Jesus. And God's grace was so powerfully at work in them all that there were no needy persons among them.*

*For from time to time those who owned land or houses sold them, brought the money from the sales and put it at the apostles' feet, and it was distributed to anyone who had need.*

*~Acts 4:32-35*

# SUPPORT AND GROWTH

## OUR PARISHES AND THEIR MINISTRIES DIRECTLY CONNECT THE WORLD AND THE GOSPEL.



### **We are one family of 136 parishes**

— some small, some large, and some in between. When one parish helps another face more significant challenges, we embody unity in action. In a divided society, that unity is a beacon of light.

### **We are stronger together.**

The diocese exists to journey with you, ensuring that you are not alone in your mission to spread the Gospel of Jesus Christ. The bishop's ministry focuses on fostering connections to one another, to support, to resources, and to partners. Our commitment to helping you remains unwavering.

Each parish ministers in its own context, guided by the Holy Spirit to draw people to Jesus Christ. You are the most critical disciples in spreading the Gospel. Our goal is to support you in engaging your ministries so that you can continue reaching those who are vulnerable.

Though this budget cuts another full-time position from staff, we have devoted **80% of diocesan** staff time to the needs of our parishes, many of which lack priests or administrators. What parishes give comes back to them through direct service and support. Our budget reflects this commitment to supporting and growing parishes.

# ANSWERING THE CALL TO SERVE

WE ARE ANSWERING OUR CALL TO SERVE YOU WITH A RESOUNDING **...YES.**

You have a dream for your parish and your community but don't know how to get there. Yes, we can help and journey with you.

You need resources to grow but aren't sure where to begin.

**YES,  
WE CAN HELP AND  
JOURNEY WITH YOU.**



The number one question asked is:  
**HOW CAN WE GROW?**



## A COMMITMENT TO GROWTH AND SUPPORT

This budget reflects a commitment for the next three to four years that the diocesan offices will not launch new initiatives. Instead, all our financial, spiritual, and physical resources will be used to:

**GROW YOUR MINISTRIES**



**SUPPORT OUR PARISHES**



**CONNECT OUR PARISHES**

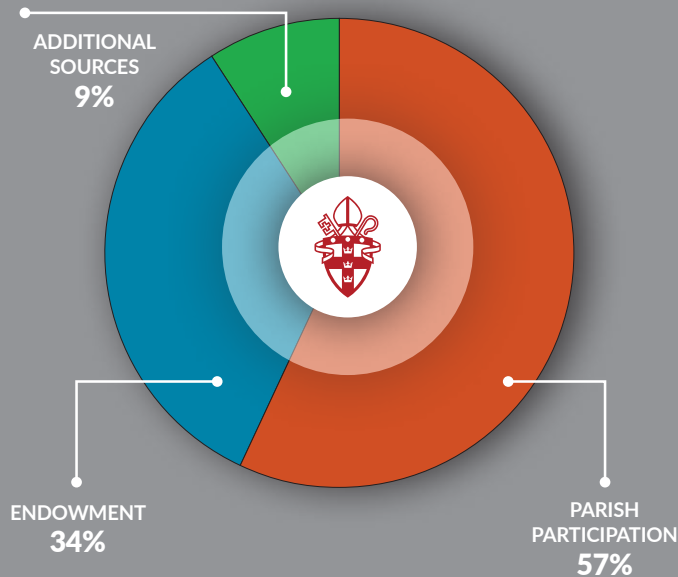


**BUILD RESOURCES TO MEET CHALLENGES AHEAD**

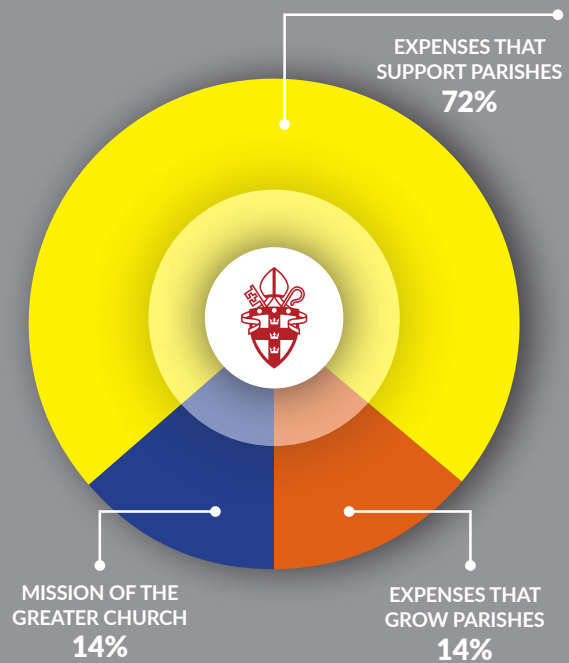
# OVERVIEW

## 2026 REVENUE \$6,233,700

Our parishes' sacred gifts are reinvested into direct services, grants, and resources that strengthen ministries and help us grow together. What parishes give goes back to them.



## 2026 EXPENSES \$6,363,900



## REDUCED SPENDING

We are committed to continuing our journey together, ensuring every parish has the support it needs to flourish. Through faithful stewardship, strategic investments, and a deep commitment to one another, we will continue to support, grow, and strengthen our parishes in the years ahead.

**8% ask**

**5% draw**



**Overall expenses are down \$204,500**

- ✓ One less full time position on the Bishop's staff
- ✓ One less vicar package

# OVERVIEW

1

## CONTINUING SUPPORT

Encompasses Acts 2  
Parishes, clergy support,  
resources for parishes,  
staff, and administration

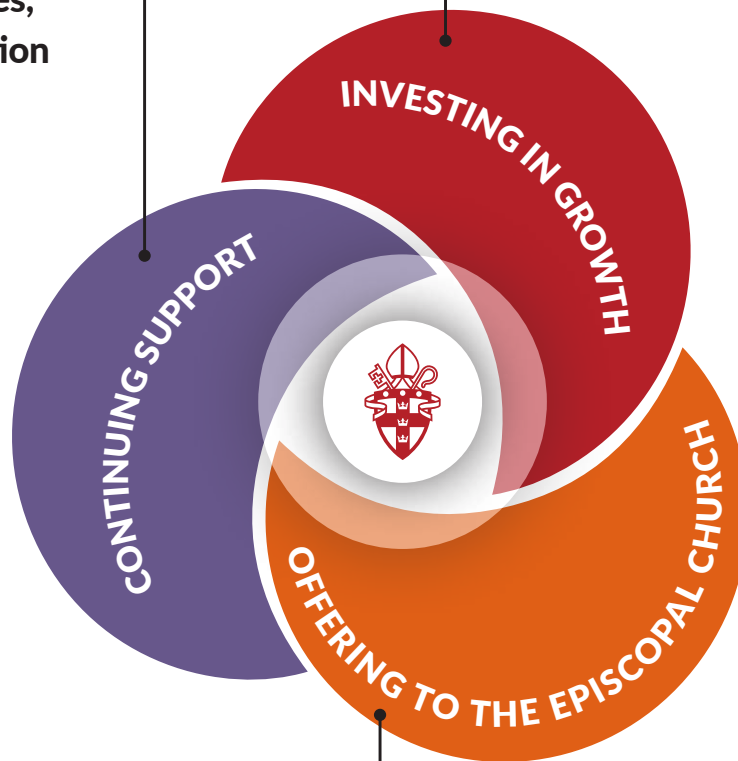
**\$4,585,500**

2

## INVESTING IN GROWTH

Refers to ministry  
support that  
proclaims the Gospel,  
such as grants to  
parishes, diocesan  
wides services  
and celebrations,  
and resources for  
parishes to grow  
their communities

**\$904,400**



3

## OFFERING TO THE EPISCOPAL CHURCH


As Episcopalians, an essential part of who  
we are is to participate in the ministry  
budget of the wider church  
(our diocesan assessments)

**\$874,000**

# CONTINUING SUPPORT

## Acts 2 Parishes \$499,800

- Vicar Compensation and Benefits
- Emergency Repairs



## Resources for our parishes \$259,000

- Serviam
- Support for Congregations emergency grants
- Parish Program grants
- Software Support for parishes
- Parish Transitions and Ordinations
- Communication

## Caring for our Clergy \$315,300

- Chaplains to retired clergy stipends
- Retired Clergy Medical Assistance subsidies
- Clergy Financial Assistance grants
- Sabbatical Leave grants



## Staff Compensation and Benefits \$2,373,400

## Admin, Operations, and Facilities \$1,138,000

- Closed Church Property
- Diocesan Center
- Operations
- Retired Diocesan Lay Medical Insurance
- Professional and legal
- Archives
- Audit
- Title IV



# STRONGER TOGETHER



# INVESTING IN GROWTH

## Dignity for Every Human Being \$328,900



- Anti-Gun Violence
- Anti-Human Trafficking
- Anti-Racism
- Clare Project
- The Darby Mission (includes vicar and house church)
- Outreach to growing populations
- New Church Plants
- Veteran's Outreach

## Celebrating our Heritage \$149,000

- Anglican Communion
- Diocesan History Commission
- Absalom Jones Festival
- Diocesan and General Church Engagement



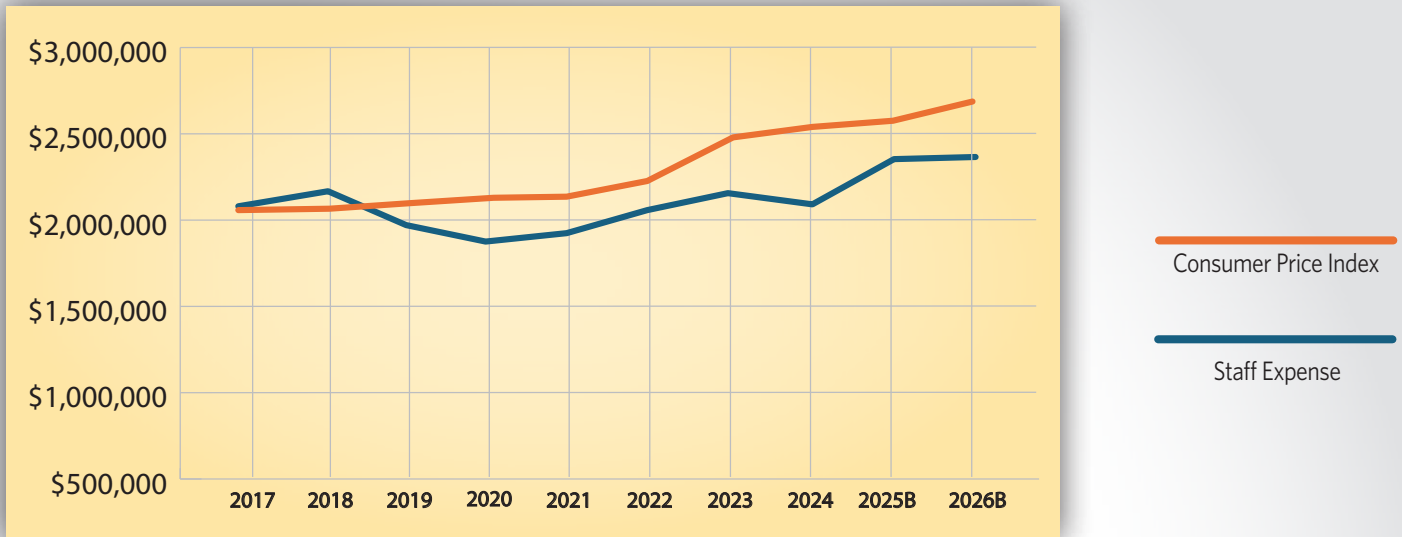
## Loving our neighbors \$426,500

- Growth and Development Fund grants
- Youth and Young Adult
- Technology Grants
- BOT Mission Grants
- Animal Ministries
- Companion Dioceses



# HISTORICAL TRENDS

## STAFF EXPENSE TREND



## ENDOWMENT DISTRIBUTION/ SACRED ASK

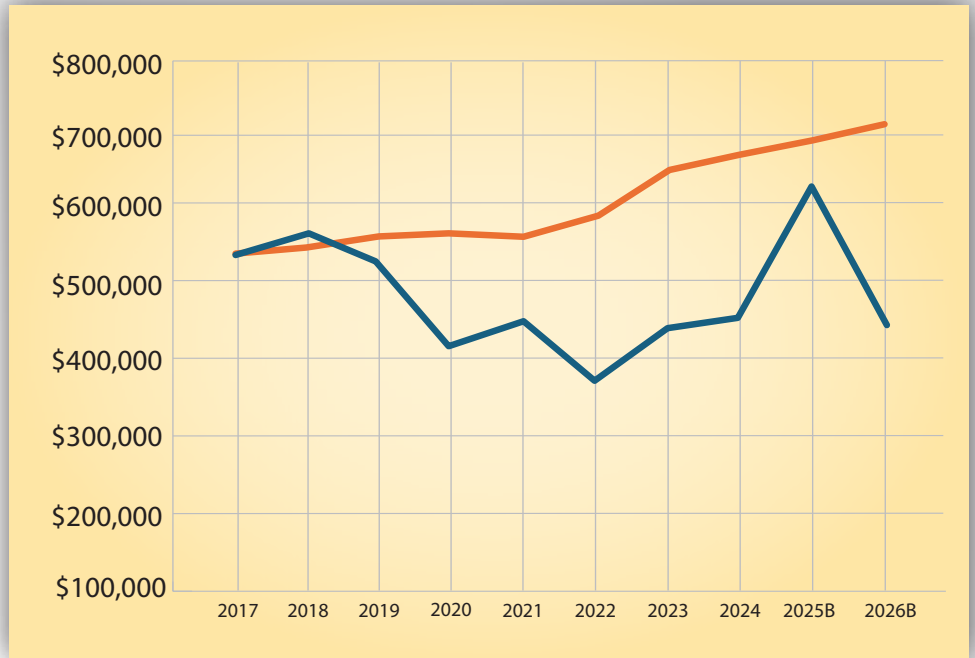


# HISTORICAL TRENDS

## ACTS 2 VICARS

Consumer Price Index

Acts 2 Vicars



# 2026 Proposed Statement of Activities

	Actual 2024	Budget 2024	Budget 2025	Proposed Budget 2026	Variance
<b>1 Revenues</b>					
2 <b>Sacred Gifts</b>	\$ 2,556,964	\$ 3,033,300	\$ 2,955,900	\$ 3,583,100	\$ 627,200
3 <b>Endowment Distribution</b>	\$ 2,778,584	\$ 2,959,300	\$ 2,814,000	\$ 1,913,000	\$ (901,000)
4 Allocated Endowment Distribution	193,000	43,000	194,000	195,000	1,000
5 <b>Total Endowment Distribution</b>	\$ 2,971,584	\$ 3,002,300	\$ 3,008,000	\$ 2,108,000	\$ (900,000)
6 <b>Other Revenue</b>					
7 Endowment Transfers	\$ 45,813	\$ -	\$ -	\$ -	\$ -
8 Dedicated Mission Revenue	238,562	334,100	315,000	316,000	1,000
9 Other Revenue - Special	264,578	106,400	196,600	226,600	30,000
10 <b>Total Other Revenue</b>	\$ 548,952	\$ 440,500	\$ 511,600	\$ 542,600	\$ 31,000
11 <b>Total Revenue</b>	\$ 6,077,500	\$ 6,476,100	\$ 6,475,500	\$ 6,233,700	\$ (241,800)
<b>12 Expenses</b>					
13 <b>Expenses that Support Parishes</b>					
14 <b>Clergy and Parish Support</b>					
15 Vicar Compensation & Benefits					
16 Christ & St. Ambrose/Free Church of St. John	\$ 156,002	\$ 164,900	\$ 170,500	\$ 177,800	\$ 7,300
17 St. Dismas Prison Mission	-	2,500	-	-	-
18 Church of the Advocate, Phila.	98,435	141,100	165,800	-	(165,800)
19 St. Gabriel's, Philadelphia	67,013	143,100	147,700	135,700	(12,000)
20 St. Mary's, Chester	134,722	140,000	144,600	151,300	6,700
21 <b>Total Vicar Compensation &amp; Benefits</b>	\$ 456,172	\$ 591,600	\$ 628,600	\$ 464,800	\$ (163,800)
22 Emergency Property Repairs Acts 2 Churches	61,481	50,000	35,000	35,000	-
23 Retired Clergy Chaplains (4 P/T)	12,886	19,500	20,300	20,300	-
24 Serviam Institute	26,250	24,000	24,000	24,000	-
25 Retired Clergy Medical Assistance (RCMA)	219,728	230,000	210,000	210,000	-
26 Clergy Financial Assistance (CFA)	23,000	90,000	65,000	65,000	-
27 Sabbatical Leave	17,000	20,000	20,000	20,000	-
Support for Congregations	112,203	75,000	50,000	65,000	15,000
28 <b>Total Clergy and Parish Support</b>	\$ 928,720	\$ 1,100,100	\$ 1,052,900	\$ 904,100	\$ (148,800)
29 <b>Parishes and Churches - Program Support</b>					
30 Advent, Hatboro	\$ 5,000	\$ 5,000	\$ 5,500	\$ -	\$ (5,500)
31 Calvary/St. Augustine, Phila.	17,500	17,500	-	-	-
32 Christ & St. Ambrose/Free Church of St. John	25,000	25,000	-	-	-
33 Gloria Dei	-	-	8,000	-	(8,000)
34 Incarnation Holy Sacrament	16,600	16,600	20,000	-	(20,000)
35 St. Alban's, Newtown Square	5,000	5,000	-	-	-
36 St. Christopher's, Gladwyne	3,500	3,500	4,000	-	(4,000)
37 St. Peter's, Phoenixville	-	-	10,000	-	(10,000)
38 St. Stephen's, Clifton Heights	2,400	2,400	-	-	-
39 St. Stephen's, Norwood	15,000	15,000	20,000	-	(20,000)
40 St. Thomas, Whitemarsh	-	-	7,500	-	(7,500)
41 Trinity, Coatesville	10,000	10,000	-	-	-
42 Trinity, Rittenhouse	25,000	25,000	25,000	-	(25,000)
43 Trinity, West Chester	25,000	25,000	-	-	-
44 Amount available for grants	-	-	-	75,000	75,000
45 <b>Total Parishes and Churches - Program Support</b>	\$ 150,000	\$ 150,000	\$ 100,000	\$ 75,000	\$ (25,000)
46 <b>Administrative and Operational Expenses</b>					
47 <b>Staff Compensation &amp; Benefits</b>					
48 Bishop	\$ 417,543	\$ 410,000	\$ 417,800	\$ 456,000	\$ 38,200
49 Canons for Admin, Growth & Support, Mission (3)	435,252	567,500	639,300	547,200	(92,100)
50 Finance & IT (3.5)	442,488	436,500	448,600	488,800	40,200
51 Property Manager	125,099	135,800	129,400	134,500	5,100
52 Deployment & Transition (2)	248,809	237,700	255,700	263,900	8,200
53 Administrative Support (2)	170,975	172,200	175,300	180,200	4,900
54 Assisting Bishops	-	5,000	-	-	-
55 Communication (2.25)	283,273	282,600	291,900	302,800	10,900
56 <b>Total Staff Compensation &amp; Benefits</b>	\$ 2,123,439	\$ 2,247,300	\$ 2,358,000	\$ 2,373,400	\$ 15,400
57 Retired Diocesan Lay Medical Insurance	\$ 34,355	\$ 36,000	\$ 36,000	\$ 40,000	\$ 4,000
58 Operations	324,516	205,000	295,900	260,000	(35,900)
59 Diocesan Center Facilities	358,908	200,000	320,000	315,000	(5,000)
60 Professional and Legal	132,433	80,000	80,000	60,000	(20,000)
61 Archives (The Lutheran Archive)	28,500	25,000	28,000	30,000	2,000

# 2026 Proposed Statement of Activities

	Actual 2024	Budget 2024	Budget 2025	Proposed Budget 2026	Variance
62 Financial Audit	53,000	50,000	50,000	56,000	6,000
64 Title IV	33,424	12,000	12,000	12,000	-
65 Transition and Ordination Costs	64,817	40,000	40,000	40,000	-
66 Closed Church Property Expenses	338,319	170,000	250,000	365,000	115,000
67 Communication	44,625	60,000	50,000	40,000	(10,000)
68 Software Support for Churches	15,187	20,000	15,000	15,000	-
69 <b>Total Administrative and Operational Expenses</b>	<b>\$ 3,551,523</b>	<b>\$ 3,145,300</b>	<b>\$ 3,534,900</b>	<b>\$ 3,606,400</b>	<b>\$ 71,500</b>
70 <b>Total Expenses that Support Parishes</b>	<b>\$ 4,630,243</b>	<b>\$ 4,395,400</b>	<b>\$ 4,687,800</b>	<b>\$ 4,585,500</b>	<b>\$ (102,300)</b>
71 <b>Expenses that Grow Parishes</b>					
72 <b>New Ministries &amp; Church Growth</b>					
74 Darby Misson Vicar, Program & House Church	\$ 171,624	\$ 161,700	\$ 165,900	\$ 180,800	14,900
77 Growth Development Fund Grants	192,500	300,000	300,000	300,000	-
78 <b>Total New Ministries &amp; Church Growth</b>	<b>\$ 364,124</b>	<b>\$ 461,700</b>	<b>\$ 465,900</b>	<b>\$ 480,800</b>	<b>\$ 14,900</b>
79 <b>Youth and Outreach Programs</b>					
80 Youth Ministry	\$ 62,739	\$ 37,000	\$ 35,000	\$ 30,000	\$ (5,000)
83 Campus Ministry	40,000	15,000	25,000	12,500	(12,500)
85 Servant Year	15,000	15,000	15,000	7,500	(7,500)
86 <b>Total Youth and Outreach Programs</b>	<b>\$ 117,739</b>	<b>\$ 67,000</b>	<b>\$ 75,000</b>	<b>\$ 50,000</b>	<b>\$ (25,000)</b>
87 <b>Ministry for the Expansion of Churches</b>					
91 Technology Grants	45,813	-	-	-	-
92 Board of Trustees Mission Grants	247,574	250,000	125,000	75,000	(50,000)
New Church Plants	-	5,000	5,000	1,000	(4,000)
93 <b>Total Ministry for the Expansion of Churches</b>	<b>\$ 293,387</b>	<b>\$ 255,000</b>	<b>\$ 130,000</b>	<b>\$ 76,000</b>	<b>\$ (54,000)</b>
94 <b>Ministries and Commissions Focused on Growth</b>					
95 Absalom Jones Festival	\$ 20,549	\$ 15,000	\$ 20,000	\$ 14,000	\$ (6,000)
96 Anglican Communion	56,985	20,000	20,000	14,000	(6,000)
97 Animal Ministries	1,647	-	-	500	500
98 Anti-Gun Violence	5,018	3,000	3,000	1,000	(2,000)
99 Anti-Human Trafficking	2,000	3,000	3,000	1,000	(2,000)
100 Anti-Racism	26,399	25,000	30,000	26,700	(3,300)
101 CLARE Project	8,025	-	25,000	15,000	(10,000)
102 Outreach to Growing Populations	107,954	128,000	102,200	102,400	200
103 Diocesan History Commission	-	2,000	2,000	1,000	(1,000)
104 Companion Diocese	-	5,000	2,500	1,000	(1,500)
105 Veterans' Outreach	5,175	8,000	5,000	1,000	(4,000)
106 <b>Total Ministries and Commissions Focused on Growth</b>	<b>\$ 233,751</b>	<b>\$ 209,000</b>	<b>\$ 212,700</b>	<b>\$ 177,600</b>	<b>\$ (35,100)</b>
107 <b>Diocesan and General Church Engagement</b>					
108 Diocesan Events	\$ 98,087	\$ 75,000	\$ 50,000	\$ 40,000	\$ (10,000)
109 Diocesan Convention	56,191	35,000	50,000	40,000	(10,000)
110 General Convention	91,144	40,000	-	-	-
111 Travel for Mission & Administration - Bishop & Canons	80,427	75,000	50,000	40,000	(10,000)
112 <b>Total Diocesan and General Church Engagement</b>	<b>\$ 325,850</b>	<b>\$ 225,000</b>	<b>\$ 150,000</b>	<b>\$ 120,000</b>	<b>\$ (30,000)</b>
113 <b>Total Expenses that Grow Parishes</b>	<b>\$ 1,334,851</b>	<b>\$ 1,217,700</b>	<b>\$ 1,033,600</b>	<b>\$ 904,400</b>	<b>\$ (129,200)</b>
114 <b>Mission of the Greater Church</b>					
115 Pledge to The Episcopal Church (TEC)	\$ 837,604	\$ 850,000	\$ 835,000	\$ 850,000	15,000
116 Province III	19,544	10,000	10,000	22,000	12,000
117 Province III Representative Travel	967	2,000	2,000	2,000	-
118 <b>Total Mission of the Greater Church</b>	<b>\$ 858,115</b>	<b>\$ 862,000</b>	<b>\$ 847,000</b>	<b>\$ 874,000</b>	<b>\$ 27,000</b>
119 <b>Total Expenses</b>	<b>\$ 6,823,209</b>	<b>\$ 6,475,100</b>	<b>\$ 6,568,400</b>	<b>\$ 6,363,900</b>	<b>\$ (204,500)</b>
120					
121 <b>Net Surplus (Deficit)</b>	<b>\$ (745,709)</b>	<b>\$ 1,000</b>	<b>\$ (92,900)</b>	<b>\$ (130,200)</b>	<b>\$ (37,300)</b>

# 2024 OPERATING REVENUE & 2026 SACRED ASK

<b>CHURCH NAME</b>	<b>2024 OPERATING REVENUE*</b>	<b>2026 8% SACRED ASK</b>
Advent, Hatboro	\$196,620	\$15,730
Advent, Kennett Square	586,820	46,946
African Episcopal Church of St. Thomas, Overbrook	894,965	71,597
All Hallows' Church, Wyncote	372,955	29,836
All Saints', Fallsington	51,922	4,154
All Saints', Norristown	209,100	16,728
All Saints', Rhawnhurst	106,700	8,536
All Saints', Torresdale	491,331	39,306
All Saints', Wynnewood	461,634	36,931
Annunciation, Philadelphia	104,475	8,358
Ascension, Parkesburg	91,281	7,302
Calvary-St. Augustine Church, Philadelphia	222,767	17,821
Christ Church and St. Ambrose, Philadelphia	96,842	7,747
Christ Church and St. Michael's, Philadelphia	68,600	5,488
Christ Church, Ithan, Villanova	417,541	33,403
Christ Church, Media	452,176	36,174
Christ Church, Philadelphia	626,216	50,097
Christ Church, Pottstown	186,283	14,903
Christ Church, Ridley Park	494,323	39,546
Christ Church, Upper Merion (Old Swedes), Bridgeport	28,510	2,281
Emmanuel Church, Quakertown	53,503	4,280
Emmanuel-Resurrection Church, Holmesburg, Philadelphia	269,311	21,545
Epiphany, Royersford	99,496	7,960
Free Church of St. John, Philadelphia	8,636	691
Gloria Dei Church, Philadelphia	409,677	32,774
Good Samaritan, Paoli	2,238,666	179,093
Good Shepherd Church, Hilltown	157,431	12,594
Good Shepherd, East Falls	326,420	26,114
Good Shepherd, Rosemont	394,414	31,553
Grace Church and the Incarnation, Philadelphia	15,966	1,277
Grace Church, Hulmeville	132,800	10,624
Grace Epiphany Church, Mt. Airy	230,202	18,416
Holy Apostles and the Mediator, Phila	219,269	17,542
Holy Apostles, Penn Wynne, Wynnewood	318,432	25,475
Holy Comforter, Drexel Hill	212,454	16,996
Holy Innocents St. Paul's Church, Tacony	66,621	5,330
Holy Nativity, Rockledge	126,605	10,128
Holy Spirit, Harleysville	494,393	39,551
Holy Trinity, Rittenhouse Square	1,234,706	98,776
Holy Trinity, West Chester	387,127	30,970
House of Prayer, Philadelphia	28,967	2,317
Incarnation Holy Sacrament Church, Drexel Hill	178,583	14,287
Incarnation, Morrisville	73,243	5,859
Messiah, Gwynedd	460,511	36,841
Nevil Memorial Church of St. George, Ardmore	564,029	45,122
Philadelphia Cathedral, Philadelphia	1,026,032	82,083
Redeemer, Andalusia	25,893	2,071
Redeemer, Bryn Mawr	1,935,738	154,859
Redeemer, Springfield	194,248	15,540
Redemption, Southampton	182,585	14,607
Resurrection, Rockdale, Aston	193,032	15,443
St. Alban, Roxborough, Philadelphia	166,871	13,350
St. Alban's, Newtown Square	389,946	31,196
St. Andrew and St. Monica, Philadelphia	194,687	15,575
St. Andrew's Church, Yardley	552,733	44,219
St. Andrew's, West Vincent, Glenmoore	317,670	25,414
St. Andrew's-in-the-Field, Somerton	170,093	13,607
St. Anne's Church, Abington	315,738	25,259
St. Asaph, Bala Cynwyd	563,736	45,099
St. Augustine Of Hippo, Norristown	27,642	2,211
St. Christopher's Church, Gladwyne	667,863	53,429
St. Christopher's Church, Oxford	180,585	14,447
St. Clement's Church, Philadelphia	859,994	68,800

\* Total Revenue (Line A) less Line 4 Restricted Contributions

<b>CHURCH NAME</b>	<b>2024 OPERATING REVENUE*</b>	<b>2026 8% SACRED ASK</b>
St. David's Church, Manayunk	56,519	4,522
St. David's Church, Radnor	3,250,912	260,073
St. Francis-in-the-Fields, Sugartown, Malvern	379,324	30,346
St. Gabriel's Church, Philadelphia	81,275	6,502
St. George St. Barnabas Church, Philadelphia	153,812	12,305
St. James' Church, Collegeville	356,581	28,526
St. James' Church, Downingtown	375,086	30,007
St. James' Church, Langhorne	234,716	18,777
St. James' Church, Prospect Park	106,525	8,522
St. James The Greater, Bristol	93,409	7,473
St. James, Kingsessing, Philadelphia	258,583	20,687
St. John The Evangelist, Essington	86,128	6,890
St. John's Church, Compass, GAP	140,816	11,265
St. John's Church, Concord, Glen Mills	351,397	28,112
St. John's, Diocesan Center, Norristown	252,862	20,229
St. John's of Our Saviour Church, Huntingdon Valley	291,113	23,289
St. John's Church, Lower Merion	277,253	22,180
St. Luke and Epiphany, Philadelphia	480,828	38,466
St. Luke, Philadelphia	141,261	11,301
St. Luke's Church, Germantown	706,901	56,552
St. Luke's Church, Newtown	239,763	19,181
St. Mark's Church, Frankford	114,184	9,135
St. Mark's Church, Honey Brook	237,228	18,978
St. Mark's Church, Philadelphia	1,205,811	96,465
St. Martin-in-the-Field, Chestnut Hill	1,035,570	82,846
St. Martin's Church, Radnor	211,120	16,890
St. Mary's Church, Ardmore	544,325	43,546
St. Mary's Church, Cathedral Road	158,000	12,640
St. Mary's Church, Chester	22,400	1,792
St. Mary's Church, Hamilton Village	263,003	21,040
St. Mary's Church, Philadelphia	24,915	1,993
St. Mary's Church, Wayne	495,170	39,614
St. Matthew's Church, Maple Glen	771,907	61,753
St. Michael's Church, Yeadon	134,299	10,744
St. Paul's Church, Chester	177,306	14,184
St. Paul's Church, Chestnut Hill, Philadelphia	1,031,839	82,547
St. Paul's Church, Doylestown	583,911	46,713
St. Paul's Church, Elkins Park	254,838	20,387
St. Paul's Church, Levittown	67,608	5,409
St. Paul's Church, Oaks	177,856	14,228
St. Paul's Church, West Whiteland, Exton	309,766	24,781
St. Peter's Church in the Great Valley, Paoli	834,688	66,775
St. Peter's Church, Glenside	387,543	31,003
St. Peter's Church, Philadelphia	845,242	67,619
St. Peter's Church, Phoenixville	304,905	24,392
St. Philip's Church, New Hope	113,057	9,045
St. Simon The Cyrenian Church, Philadelphia	42,695	3,416
St. Stephen's Church, Clifton Heights	87,765	7,021
St. Stephen's Church, Norwood	87,171	6,974
St. Thomas' Church, Whitemarsh	1,110,685	88,855
St. Timothy's Church, Roxborough	387,830	31,026
Trinity Church, Bluebell	416,811	33,345
Trinity Church, Boothwyn	221,775	17,742
Trinity Church, Buckingham	358,887	28,711
Trinity Church, Coatesville	189,203	15,136
Trinity Church, Gulph Mills	139,409	11,153
Trinity Church, Oxford	93,000	7,440
Trinity Church, Solebury	565,333	45,227
Trinity Church, Swarthmore	463,013	37,041
Trinity Memorial Church, Philadelphia	274,434	21,955
Washington Memorial Chapel, Valley Forge	1,259,367	100,749
<b>Totals</b>	<b>\$47,146,542</b>	<b>\$3,771,723</b>

**2024 OPERATING REVENUE & 2026 SACRED ASK**

\* Total Revenue (Line A) less Line 4 Restricted Contributions



## CONTACT US

23 E Airy St.

Norristown, PA 19401

215.621.8318

dhorne@diopa.org

www.diopa.org

